

Welcome to Schimelpfenig!

We are so glad to have you this year! I know starting at a new school can be challenging and overwhelming. Hopefully, this will help lessen the confusion. Below is a list of what is included in this packet for your reference.

1. Important People to Know
2. Important Dates to Know (Add to your calendar)
3. 6th Grade Supply List
4. Supply Set Up
5. Parent Communication Sheet with all Teacher Information
6. School Map
7. 23-24 Bell Schedule
8. PISD Parent Portal Information
9. Grades
 - a. Setting Up Parent Gradebook Notifications
 - b. PISD Mobile App Notifications
 - c. What Does My Grade Mean?
10. Office Hours
11. Homework
12. Corrections and Retake Guidelines
13. Passing Period
14. Arrival and Dismissal
15. Bus Information
16. Food and Nutrition Services (FANS)
17. Personal Technology
18. School Issued Chromebook
19. Lunch
20. Dress Code
21. Clubs
22. Enrichment and Intervention (I&E)
23. Student ID Badges
24. PTA

Make sure that your contact information (email, phone, etc.) in Parent Portal is up to date, so you receive the monthly Panther Parent 411 Newsletter as well as other important announcements and reminders during the school year.

Also, be sure to join our amazing PTA. To join go to www.smspta.org and follow the prompts. If you want to volunteer on campus, you can sign up at www.plano.voly.org.

Important People to Know

Kristen Kinnard, Principal - kristen.kinnard@pisd.edu; 469-752-6410

John Schlosser, 6th Grade Counselor - john.schlosser@pisd.edu; 469-752-6416

If you have any questions regarding your child's social/emotional well-being, mental health, scheduling concerns, friendships, or problem-solving skills, please contact Mr. Schlosser.

Shelby Rose, 6th Grade Team Leader - shelby.rose@pisd.edu; 469-752-6459

Melanie Humenesky, School Nurse - melanie.humenesky@pisd.edu; 469-752-6409

If your student needs to take medication during the day or keep emergency medication such as Epi-pens or rescue inhalers on campus, please contact Nurse Humenesky.

William Brannon, Campus Technology Assistant

Mr. Brannon will supply you with a Chromebook and charger for your use during your time at Schim. Students may take this home with them and they will bring it to school, fully charged every day. Please do not decorate it with stickers. Any concerns regarding Chromebooks should be reported to your student's teacher. Please do not contact Mr. Brannon directly.

Farah Ali, Attendance - farah.ali@pisd.edu; 469-752-6407

Any doctor notes, sick notes, etc need to be given to Mrs. Ali or you can email them to her.

Kayln Carthledge, Campus Secretary - kayln.carthledge@pisd.edu; 469-752-6402

Ms. Carthledge is a great resource for any general questions you may have about Schim.

Debbie Collins, Registrar - debbie.collins@pisd.edu; 469-752-6415

If you have any questions regarding enrollment, please contact Mrs. Collins.

Hannah Brosam, Academic Specialist - hannah.brosam@pisd.edu; 469-752-6546

Ms. Brosam supports the 504 students.

Natasha Essien, Special Education Department Head - natasha.essien@pisd.edu; 469-752-6464

Important Dates to Know

School Year

August 9: First Day of School

September 4: Student Holiday

October 6: End of the 1st Nine Weeks (Grades are Due)

October 9-13: Student Holiday

November 7: Student Holiday

November 20-24: Thanksgiving Break

December 21: Last Day of First Semester; End of the 2nd Nine Weeks (Grades are Due)

December 22 - January 8: Winter Break

January 9: Start of Second Semester

January 15: Student Holiday

February 19-20: Student Holiday

March 8: End of the 3rd Nine Weeks (Grades are Due)

March 11-15: Spring Break

March 29: Student Holiday

April 22: Student Holiday

May 24: Last Day of School (Early Release); End of the 4th Nine Weeks (Grades are Due)

MAP Testing

August 21-30: Fall MAP Testing (English, Math, Science)

December 11-21: Winter MAP Testing (English, Math, Science)

May 13-22: Spring MAP Testing (English, Math, Science)

STAAR Testing

February 6: STAAR Reading 6, 7, 8 Field Test

April 17: STAAR Reading 6, 7, 8

April 18: STAAR Social Studies 8

April 24: STAAR Science 8

May 1: STAAR Math 6, 7, 8; Algebra 1 EOC

It is very important that your student is in attendance on the testing dates above. Put these dates on your calendar.

JULY JULIO 2023						
S	M	T	W	T	F	S
						1
2	3	4	5	6	7	8
9	10	11	12	13	14	15
16	17	18	19	20	21	22
23/30	24/31	25	26	27	28	29

AUGUST AGOSTO 2023						
S	M	T	W	T	F	S
	July 31	1	2	3	4	5
6	7	8	9	10	11	12
13	14	15	16	17	18	19
20	21	22	23	24	25	26
27	28	29	30	31		

SEPTEMBER SEPTIEMBRE 2023						
S	M	T	W	T	F	S
					1	2
3	4	5	6	7	8	9
10	11	12	13	14	15	16
17	18	19	20	21	22	23
24	25	26	27	28	29	30

OCTOBER OCTUBRE 2023						
S	M	T	W	T	F	S
1	2	3	4	5	6	7
8	9	10	11	12	13	14
15	16	17	18	19	20	21
22	23	24	25	26	27	28
29	30	31				

NOVEMBER NOVIEMBRE 2023						
S	M	T	W	T	F	S
			1	2	3	4
5	6	7	8	9	10	11
12	13	14	15	16	17	18
19	20	21	22	23	24	25
26	27	28	29	30		

DECEMBER DICIEMBRE 2023						
S	M	T	W	T	F	S
					1	2
3	4	5	6	7	8	9
10	11	12	13	14	15	16
17	18	19	20	21	22	23
24/31	25	26	27	28	29	30

Important Dates

Jul 27–Aug 1 New Teacher Professional Learning
 Aug 2-8 Staff Days*
Aug 9 First Day of School
 Sep 4 Labor Day Holiday
 Oct 9 - 11 Student/Teacher Holiday
 Oct 12 & 13 Staff Day/Student Holiday*
 Nov 7 Staff Day/Student Holiday*
 Nov 20–24 Thanksgiving Break
 Dec 21 Student Early Release
 Dec 22 Professional Learning Trade Day
 Dec 22–Jan 5 Winter Break
 Jan 8 Staff Day/Student Holiday*
Jan 9 2nd Semester Begins
 Jan 15 MLK Day Holiday
 Feb 19 Professional Learning Trade Day
 Feb 19 Student Holiday
 Feb 20 Staff Day/Student Holiday*
 Mar 11–15 Spring Break
 Mar 29 Student/Teacher Holiday
 Apr 22 Student/Teacher Holiday
May 24 Student Early Release/Last Day of School

*May include professional learning, parent conference, extended planning or individual work time.

Key

-  First and Last Days of School
-  Staff Day/Student Holiday*
-  Student/Teacher Holiday
-  New Teachers Only
-  Student Early Release
-  Professional Learning Trade Day
-  Start | End of Grading Period

CALENDAR SUBJECT TO CHANGE

174 Instructional Days	
First Semester	Second Semester
Aug. 9 - Oct. 6 (42)	Jan. 9 - Mar. 8 (41)
Oct. 16 - Dec. 21 (43)	Mar. 18 - May 24 (48)

STAY INFORMED



@PlanoISD



@plano_schools



www.pisd.edu

JANUARY ENERO 2024						
S	M	T	W	T	F	S
	1	2	3	4	5	6
7	8	9	10	11	12	13
14	15	16	17	18	19	20
21	22	23	24	25	26	27
28	29	30	31			

FEBRUARY FEBRERO 2024						
S	M	T	W	T	F	S
				1	2	3
4	5	6	7	8	9	10
11	12	13	14	15	16	17
18	19	20	21	22	23	24
25	26	27	28	29		

MARCH MARZO 2024						
S	M	T	W	T	F	S
					1	2
3	4	5	6	7	8	9
10	11	12	13	14	15	16
17	18	19	20	21	22	23
24/31	25	26	27	28	29	30

APRIL ABRIL 2024						
S	M	T	W	T	F	S
	1	2	3	4	5	6
7	8	9	10	11	12	13
14	15	16	17	18	19	20
21	22	23	24	25	26	27
28	29	30				

MAY MAYO 2024						
S	M	T	W	T	F	S
			1	2	3	4
5	6	7	8	9	10	11
12	13	14	15	16	17	18
19	20	21	22	23	24	25
26	27	28	29	30	31	

JUNE JUNIO 2024						
S	M	T	W	T	F	S
						1
2	3	4	5	6	7	8
9	10	11	12	13	14	15
16	17	18	19	20	21	22
23/30	24	25	26	27	28	29

♦ Faith Acknowledgements

rev. 12.07.22

6th Grade Supply List

If you bought a PTA supply pack, it can be picked up during Cub Camp.

Bulk supplies are included in the PTA supply pack and delivered to the school for you.

23-24 Supply List for All 6th Graders

- 1.5 in Binder
- Set of 8 Divider Tabs for Binder
- Pencil Bag
- Pencils, Pens, Highlighters, Erasers
- Colored Pencils
- 6" Ruler
- Scissors
- Glue Sticks
- Composition Notebook, Wide Ruled for History
- 3 Subject, Wide Ruled, Spiral Notebook for English (Red if possible)
- Backpack (We are not using lockers this year, so you will need a backpack for all your materials)

Additional Supply for Math Rocks Students

- 1 in Binder

Bulk Supplies for All Students

If you purchased Bulk Supply items, they can be delivered to the front office before school starts or sent with your student on the first day of school. If you purchased the PTA Supply Pack, these items are delivered to the school for you.

- 3 Large Glue Sticks
- 24 Pencils
- 1 Package of Highlighters
- 4 Boxes of Tissues
- 1 Package of Wide Ruled Filler Paper
- 1 Ultra Fine Black Sharpie
- 1 Package of 3x5 Index Cards
- 1 Bottle of Hand Sanitizer

Supply Set Up

1.5 inch, 3-Ring Binder, with 8 Dividers

- This will be used for all loose papers for all classes. Inside the binder should be 8 dividers labeled, in order, the following:
 1. Math
 2. Science
 3. Social Studies
 4. English
 5. Fine Art Selection (Choir, Band, Orchestra, Art, Theatre)
 6. PE or Pre-Athletics
 7. I&E
 8. Other

Pencil Pouch

- A pencil pouch of some sort will be needed to hold any pencils, pens, highlighters, glue, scissors, etc.
- This can be stored in the binder or as a loose pouch. As the binder gets full, the pencil pouch may need to be removed from the binder to create more space.

3 Subject, Wide Ruled, Spiral Notebook (red if possible)

- This will be used for English. You can label it with your first and last name.
- It can be any color, but red if possible.
- This spiral will stay in the classroom every day.

Composition Notebook, Wide Ruled

- This will be used for Social Studies. You can label it with your first and last name.
- This will stay in the classroom every day.

What Should Be in My Backpack?

- Binder
- Pencil Pouch
- Chromebook and Charger
- Library Book

PE/Pre-Athletics

- Students will not be required or expected to change out during the first week of school.
- There will be an opportunity to purchase clothes with the Schim logo from the athletic department in August.
- Students will be provided with a gym locker where they can store their PE clothes. This locker will not be big enough to store their backpack.
- Showers are optional.
- Bathroom stalls can be used for changing clothes if needed.

PE Students

- Students will need a white t-shirt and black shorts. A Schim logoed option can be purchased from the athletic department or a blank shirt can be purchased on your own.
- Students must wear tennis shoes.
- Long hair must be pulled back.

Girl's Pre-Athletics

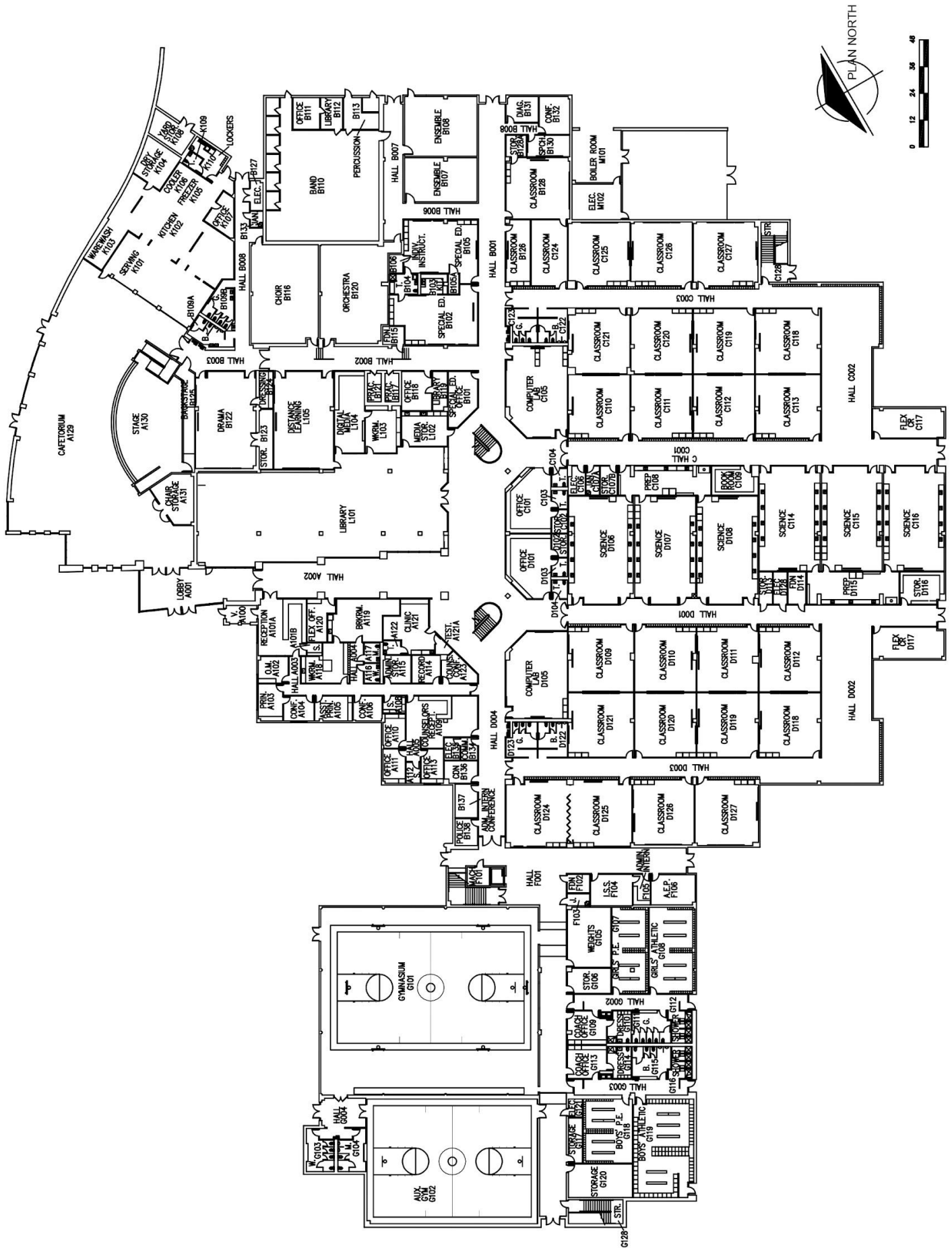
- Ladies will need a red t-shirt and black shorts. A Schim logoed option can be purchased from the athletic department or a blank shirt can be purchased on your own.
- Ladies must wear tennis shoes.
- Long hair must be pulled back.

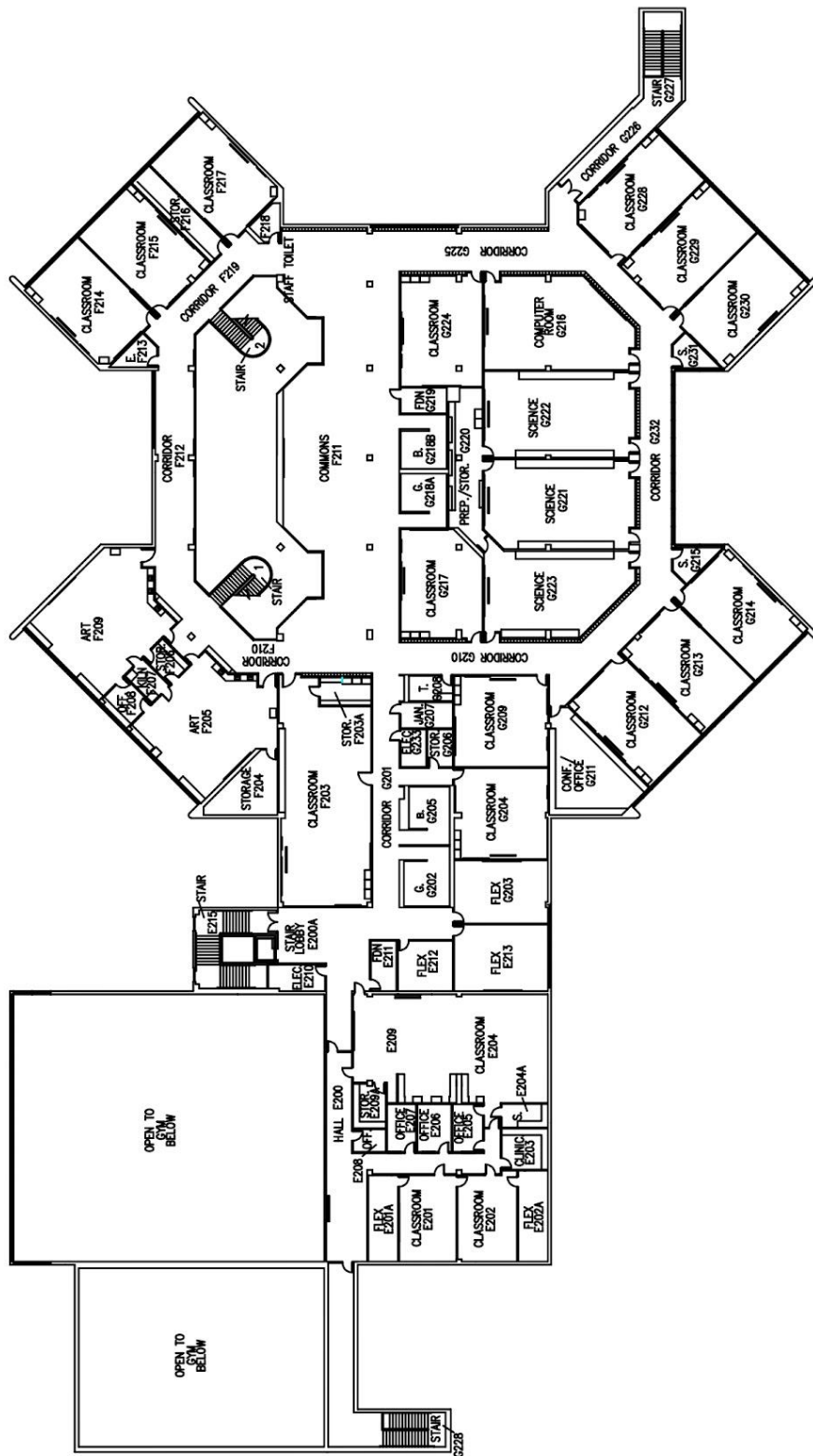
Boy's Pre-Athletics

- Guys will need a black t-shirt and black shorts. A Schim logoed option can be purchased from the athletic department or a blank shirt can be purchased on your own.
- Guys must wear tennis shoes.
- Long hair must be pulled back.

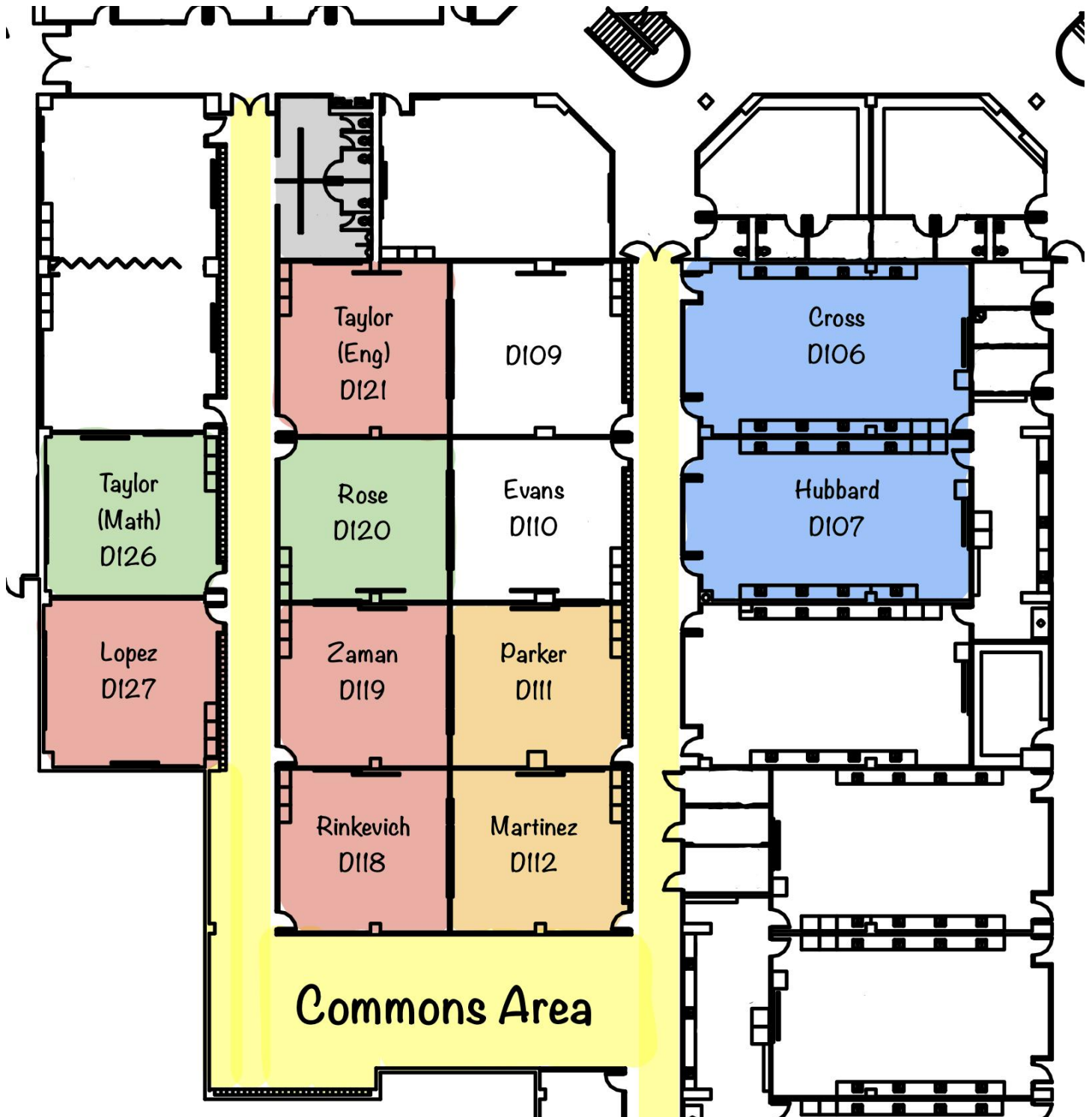
6th Grade Parent Communication Sheet

Math	Ms. Rose - Math 6, Math 6H, Power Math 6th Grade Team Leader shelby.rose@pisd.edu ; 469-752-6459	Ms. Taylor - Math 6, Math 6H, Power Math melanie.taylor2@pisd.edu ; 469-752-6435
	Mr. Wu - Applied Math 6 andrew.wu@pisd.edu ; 469-752-6569	
History	Ms. Parker - PACE, Social Studies 6 ashley.parker@pisd.edu ; 469-752-6494	Mr. Martinez - Social Studies 6 isaiah.martinez@pisd.edu ; 469-752-6458
Science	Mr. Hubbard - Science 6 jalene.hubbard@pisd.edu ; 469-752-6474	Ms. Cross - Science 6 clarice.cross@pisd.edu ; 469-752-6478
English	Ms. Zaman - English 6H tina.zaman@pisd.edu ; 469-752-6423	Ms. Rinkevich - English 6, English 6 H saalem.rinkevich@pisd.edu ; 469-752-6468
	Mr. Taylor - English 6, English 6 H david.taylor@pisd.edu ; 469-752-6425	Ms. Lopez - English 6, English 6 H lorraine.lopez@pisd.edu ; 469-752-6473
	Ms. Blatz - ESL anoushe.blatz@pisd.edu ; 469-752-6568	TBD - Applied ELAR 6 469-752-6446
Electives	Mr. Altom - Band ben.altom@pisd.edu ; 469-752-6551 www.smsband.org	Mr. Scott - Band michael.scott2@pisd.edu ; 469-752-6499 www.smsband.org
	Ms. Guffey - Orchestra jennifer.guffey@pisd.edu ; 469-752-6555	Ms. Aeschbacher - Orchestra christine.aeschbacher@pisd.edu 469-752-6555
	Ms. Knebel - Choir lauren.knebel@pisd.edu ; 469-752-6471	Ms. Evans - Take Flight lesli.evans@pisd.edu ; 469-752-6490
	Mr. Grundler - Art mathew.grundler@pisd.edu ; 469-752-6434	Ms. Wallace - Theatre monique.wallace@pisd.edu ; 469-752-6469
PE	Coach Zhang - PE/Pre-Athletics kristin.zhang@pisd.edu	Coach Dixon - PE/Pre-Athletics jmaris.dixon@pisd.edu
	Coach Haynes - PE/Pre-Athletics jarod.haynes@pisd.edu	





School Map - 6th Grade "U"



Schimelpfenig Middle School

23-24 Bell Schedule

1st Period

8:25 – 9:12 (47 mins)

2nd Period

Pledges | Announcements

9:15 – 10:04 (49 mins)

3rd Period

10:07 – 10:54 (47 mins)

A Lunch - 6th Grade
10:57 – 11:27 (30 mins)

4th Period
10:57 – 11:44 (47 mins)

4th Period
10:57 – 11:44 (47 mins)

4th Period
11:30 – 12:17 (47 mins)

B Lunch
11:47 – 12:17 (30 mins)

5th Period
11:47 – 12:34 (47 mins)

5th Period
12:20 – 1:07 (47 mins)

5th Period
12:20 – 1:07 (47 mins)

C Lunch
12:37 – 1:07 (30 mins)

6th Period

1:10 – 1:58 (48 mins)

7th Period

2:01 – 2:49 (48 mins)

8th Period

2:52 – 3:40 (48 mins)

PISD Parent Portal

<https://www.pisd.edu/parentportalhelp> or 469-752-8767

Parents with registered Parent Portal accounts can log in and access:

- Grades
- Student Registration
- PASAR Registration & Payments
- Emergency Card
- STAAR & Performance Data
- Immunization

and other information about their students.

For grades, click the Parent Viewer button on the portal dashboard.

How do I Register for Parent Portal?

1. Access Parent Portal at <https://parentportal.pisd.edu>
2. Click the Create New Registration link located under the Login button.
3. Complete the new New Parent Registration Form. *Information must match EXACTLY the information provided to the campus at the time of enrollment or changes thereafter. All names must be proper given names.
 - Complete the About Your Student Section:
 - Student First Name & Student Last Name
 - Student's School
 - Student ID Number (Contact the student's campus if you do not have this number)
 - Student's Birth Date
 - Student's Grade Level
 - Complete the About You Section (Parent/Legal Guardian)
 - Your Name
 - Your email address (make sure you have access to this email to verify your account)
4. You will receive an email at the email address provided.

Parent/Teacher Communication

- Through email
- Through messaging system (Remind, Talking Points, etc.)

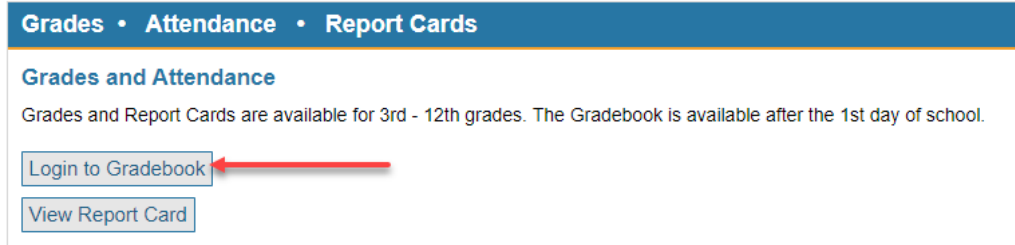
Google Classroom Guardian

- Parents are not allowed to be a member of a google classroom

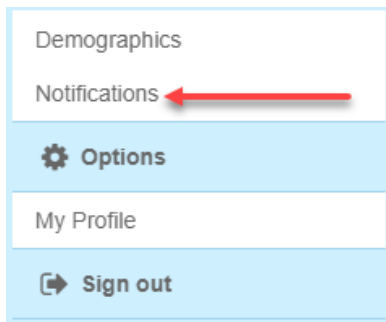
Grades

Setting Up Parent Gradebook Notifications

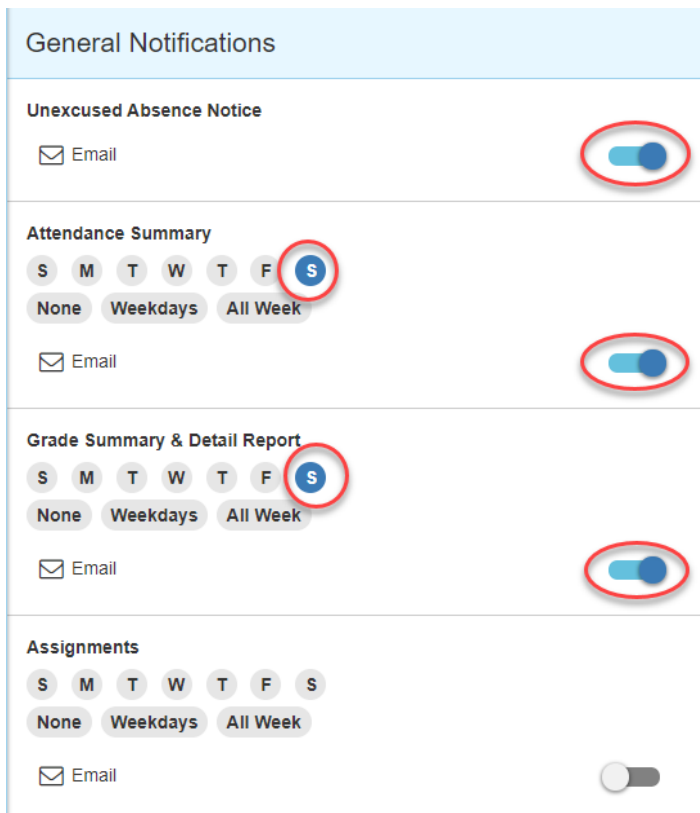
1. Login to Parent Portal (<https://parentportal.pisd.edu>)
2. Click the Login to Gradebook button.



3. Click the Notifications button on the left navigation menu.



4. Use the toggle switches to activate the desired notification and then select the day of the week you would like to receive the notification.



5. Scroll to the bottom of the page and click Save.

PISD Mobile App Notifications

The following instructions are for parents and students that have downloaded and logged into the PISD Mobile App. If you need help with this step, please visit <https://www.pisd.edu/mobileapp>.

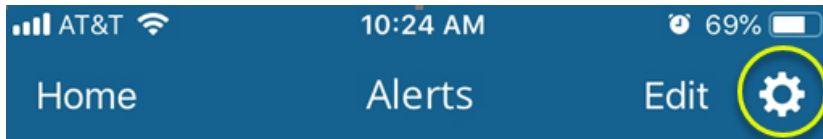
1. Open the PISD Mobile App on your cell phone.



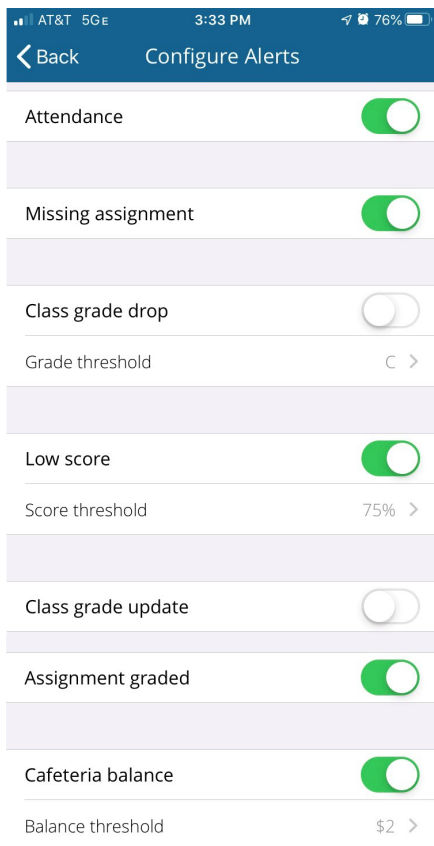
2. Confirm that you are logged in and can view your student(s).
3. Tap the Alerts icon.



4. Tap the Gear icon at the top.



5. Tap Configure Alerts.
6. Turn on your desired alerts. It is recommended that you do not turn on the following alerts due to incompatibility issues. (Class Grade Drop, Class Grade Update)



What Does My Grade Mean?

90–100

A

- I understand this topic
- My work is neat and complete
- I am ready to move on
- I gave excellent effort
- Passing

80–89

B

- I mostly understand
- My work is mostly neat and complete
- I need to practice a few things
- I gave good effort
- Passing

70–79

C

- I somewhat understand
- My work is not all complete or neat
- I need to ask more questions
- I am still learning
- Passing

Below 70

- I don't understand YET
- I am still learning
- I need more practice
- I need to ask for help
- I need to attend office hours
- Failing

Office Hours

What are Office Hours?

Formally known as tutorials, office hours are a time for students to meet with their teacher in a small group setting before or after school. Students can ask questions they have about an assignment, get assistance starting or completing an assignment, or complete a retake.

Office hours are a great opportunity to help ease the transition from elementary school to middle school. Office hours are available for all students. Students do not need to sign up for office hours, just show up!

When are Office Hours?

All teachers will host two office hour opportunities; one before school and one after school. The schedule is not set yet, but once it is we will send it out to you.

- Before School is from 7:50 am to 8:20 am.
- After School is from 3:40 pm to 4:10 pm.

Homework

- Students will have homework most nights. On average it should take about an hour.
- There is math homework every night, including Fridays.
- Students will need to set aside time to practice their instrument, voice, art, or lines.
- Any unfinished classwork may need to be completed at home if class time was not used wisely.
- If your student has questions about any homework or class assignment, your student should contact their teacher via email and/or attend office hours the following morning to gain clarification.

Corrections and Retake Guidelines

- Each subject will outline their corrections and retake guidelines at the beginning of the year for their daily work and major assessments.

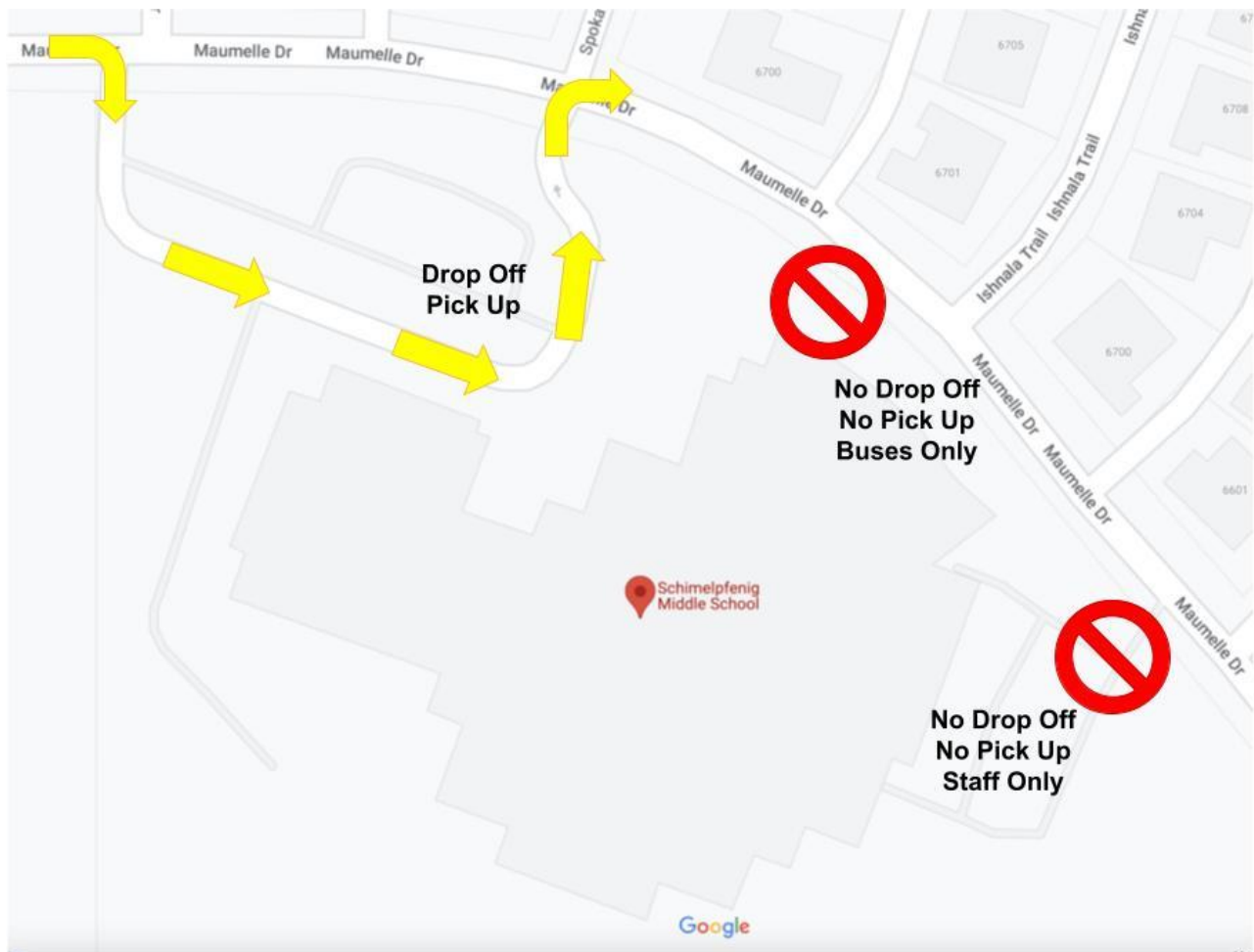
Passing Period

- 3 minutes between classes.
- Students are able to use the restroom and get water.
- Students will have a grace period (2 weeks) before tardies start.
- Students with excessive tardies will be issued consequences from administration.

Arrival and Dismissal

- Doors open at 7:50 am.
 - If a student arrives before 7:50 am, they will wait outside until the doors open.
 - Breakfast is served in the cafeteria.
 - Students will report to their grade level common areas to socialize and hang out.
 - Office Hours are offered until 8:20 am.
 - They will be dismissed at 8:20 am to report to their 1st period class.
- School starts at 8:25 am.
- School ends at 3:40 pm.
 - Students can wait outside to be picked up by car via the carpool line.
 - Students can walk home or ride their bikes.
 - Students will go to the back side of the cafeteria to catch the bus.
 - Office Hours are offered until 4:10 pm.

If your student is a car rider, drop off and pick up will take place in the carpool lane in the front of the building. Please follow the entrance and exit signs. The entrance will be closest to Jack Carter Park. The flow of traffic should come from Independence Parkway. There are no left turns into or out of the carpool lane onto Maumelle. The bus lane and staff parking lot in the back will not be used for student drop-off or pick-up.



Bus Information

- If you have any questions regarding bus routes, fare bussing, or general transportation questions, please call this number 469-752-0780.

Food and Nutrition Services (FANS)

- If you have any questions about lunch accounts, free and reduced lunch, or the school cafe app please call this number 469-752-5788.

Personal Technology

- Cell phones and personal devices are **NOT** allowed in the classrooms, hallways, bathrooms, or at lunch.
- If a student is caught using their cell phone during one of these times, it will be taken up and placed in the front office to be picked up at the end of the school day.
- Cell phones and personal devices are allowed before school until 8:20 am and then powered off and put away.

School Issued Chromebook

- All students will be issued a Chromebook and charger.
- It is expected that it comes to school every day, charged. Students should bring their charger to school every day. There are no extra chargers in the classroom.
- This is a school-issued device and should not be damaged or written on. Stickers should not be placed on the device.

Lunch

- 10:57 - 11:27 (30 minutes)
- Occurs after 3rd period.
- Students can bring a lunch or buy a lunch.
- If a parent drops off a lunch, it is left in a labeled crate in the front vestibule. These lunches are taken to the cafeteria at the beginning of each lunch period and placed on a designated table on the stage where students can pick them up.
 - A parent is only allowed to bring lunch for their child.
- There is no snack time during middle school.
- No food, candy, or drinks (other than water) are allowed in the hallways or in the classrooms.

Dress Code

- Shorts, including athletic shorts, must extend beyond the buttocks.
- Excessively loose or tight garments are not acceptable.
- Underwear-type sleeveless shirts, spaghetti straps, tank/tube tops are not permitted.
- Shoes must be worn at all times.
- Sunglasses, caps, hats, raised hoods, etc are not permitted.
- Students in violation of the student dress and grooming code will be expected to change to appropriate attire or will be subject to other disciplinary action.

What does this really mean? What issues have we seen?

- Crop Tops - If your student raises their hand and you can see their stomach, the shirt is too short and will be asked to change.
- Shorts and Skirts - Bottoms must cover the entire buttocks area.
- Hoodies - Students can wear a jacket with a hood, but the hood must remain off their head during the school day or the student will have to take off the jacket.
- Hats - Any item that covers the head is not allowed. This includes baseball caps, beanies, etc. Religious coverings are allowed.

Clubs

- Clubs and organizations are open to 6th graders.
 - Whiz Quiz, Speech and Debate, School Play/One Act Play, Robotics Club, etc.
- Any student can start a club based on any interest.
 - Students must find a teacher sponsor and complete a registration form before they can begin to meet.
 - More information regarding creating a club will be provided once school is underway.

Intervention & Enrichment (I&E)

- All students will be assigned an I&E class.
- This class provides opportunities for students to develop academic habits that will help them take ownership of their learning and set them up for success in middle school and beyond.
- This is a non-graded class.

Student ID Badge

- All students will be required to wear their student ID badge at all times. This is a district policy for the safety and security of our campus.
- It must be visible on a lanyard around their neck at all times.
- A lanyard will be provided, but your student is welcome to use a lanyard that represents their interests.
- Badges should not be cut, bent, or covered with stickers. Damage to their badge will result in needing a replacement.
- The initial badge will be issued for free. Replacement badges are \$5. Replacement badges are issued by the front office.
- If your student forgets their badge, they should report to the front office and a temporary sticker badge will be issued for that day only.
- Persistent badge issues may result in consequences issued by administration.

PTA

Join the SMS PTA


We want YOU to be a member of the Schimelpfenig PTA! Scan the QR code to update your contact information and JOIN TODAY! Contact Ioana Radulescu, VP of Membership at membership@smspta.org with any questions.

Download the Membership Toolkit app for easy access to the directory, calendars, forms, events, etc.




Support Schim PTA

Scan the QR code below to set up your AmazonSmile account. Use the charity name "Schimelfenig Middle School PTA" so our school can get a portion of your sale.



Link your Kroger card to SMS PTA! Scan the QR code below and follow the directions. Our organization number is KU864.



When at Tom Thumb head to the Customer Service desk to link your card to our organization using Charity # 5107.

Contact Terri Childress, VP of Ways and Means at waysandmeans@smspta.org with any questions.